

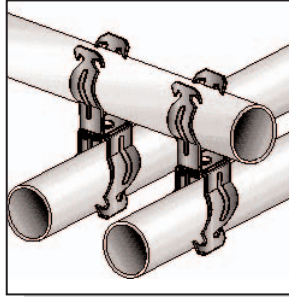
# Black Claw™

Spring Steel Fasteners

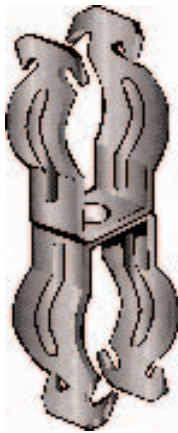
## Conduit/Cable

- No fastener required
- Designed to quickly secure one conduit run to another
- Ultimate Static Load Limit: 25 lbs

NOTE: Top conduit to be used for support only, not a raceway



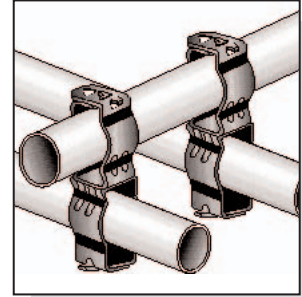
### Conduit to Conduit Trapeze Assembly



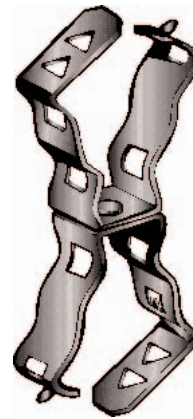
HIC7575

Catalog Number	Connects Conduit		Standard Package
	EMT	Rigid/IMC	
HIC5050	1/2" to 1/2"	---	100
HIC5075	1/2" to 3/4"	---	100
HIC50100	1/2" to 1"	---	100
HIC7575	3/4" to 3/4"	1/2" to 1/2"	100
HIC75100	3/4" to 1"	1/2" to 3/4"	100
HIC100100	1" to 1"	3/4" to 3/4"	100

- No fastener required
- Designed to quickly secure one conduit run to another
- Total load of trapeze must not exceed 100 lbs



### Conduit to Conduit Trapeze Assembly



KC1234KC1234

Catalog Number	Connects Conduit		Standard Package
KC38KC1		3/8" to 1"	100
KC1234KC1		1/2" or 3/4" to 1"	100
KC1KC1		1" to 1"	100
KC114KC1		1-1/4" to 1"	100
KC112KC1		1-1/2" to 1"	100
KC2KC1		2" to 1"	100
KC1234KC1234	1/2" or 3/4" to 1/2" or 3/4"		100